



S M E G

Small Domestic Appliances





-  **FOOD PREPARATION**
-  **COFFEE**
-  **BREAKFAST**



STAND MIXER

SMF02



Pastel green
SMF02PGEU

Planetary movement • Direct drive motor 800 W • Variable speed control (10 speeds with Smooth Start function) • 4.8 L polished Stainless Steel bowl • Die-cast aluminum body

STAND MIXER FULL COLOUR

SMF03



Black
SMF03BLEU

Planetary movement • Direct drive motor 800 W • Variable speed control (10 speeds with Smooth Start function) • 4.8 L polished Stainless Steel bowl • Die-cast aluminum body



FOOD PREPARATION



FOOD PREPARATION



Cream
SMF02CREU



Red
SMF02RDEU



Black
SMF02BLEU



Pink
SMF02PKEU



Pastel blue
SMF02PBEU



Silver
SMF02SVEU



Cream
SMF03CREU



Red
SMF03RDEU



Slate gray
SMF03GREU

HAND BLENDER SPECIAL PACK

HBFO1



Red
HBFO1RDEU

Power 700 W • Stainless steel blending arm • Stainless steel blades with FlowBlend™ System
• Variable speed knob • Turbo function • Ergonomic and anti-slip handle



Cream
HBFO1CREU



Black
HBFO1BLEU



Pastel blue
HBFO1PBEU

HAND BLENDER

HBFO2



Pastel blue
HBFO2PBEU

Power 700 W • Stainless steel blending arm • Stainless steel blades with FlowBlend™ System
• Variable speed knob • Turbo function • Ergonomic and anti-slip handle • Accessories included:
1,4 L BPA-free Tritan™ beaker, chopper in BPA-free Tritan™, stainless steel whisk, masher



Cream
HBFO2CREU



Red
HBFO2RDEU



Black
HBFO2BLEU



FOOD PREPARATION



FOOD PREPARATION



FOOD PREPARATION

BLENDER

BLF01



Pink
BLF01PKEU

Power 800 W with Smooth Start function • 4 speeds • 3 pre-set functions: ice crush, smoothie, pulse • 1.5 L BPA-free Tritan™ jug • Stainless steel dual blades, detachable



HAND MIXER

HMFO1



Cream
HMFO1CREU

250W power motor with Smooth Start function • 9 speeds and turbo function • Back lit hidden LED display with timing counting • 3 set of stainless steel accessories with storage bag



FOOD PREPARATION

SLOW JUICER

SJF01



Red
SJF01RDEU

Power 150 W • Slow Squeezing Technology (SST™) • 43 rpm • Lever for juice density adjustment
• 2 strainers • Container included: 1 juice container (1 L) and 1 pulp container (1.6 L)



Cream
SJF01CREU



Black
SJF01BLEU



Pastel blue
SJF01PBEU

COFFEE GRINDER

CGF01



Pastel blue
CGF01PBEU

Removable stainless steel conical burr grinder • 30 grinding steps in 3 macro segments (fine, medium, coarse) • 8 pre-set functions • Manual function • Antistatic system integrated • Coffee powder container included • Centring filter support • Cleaning brush included



Red
CGF01RDEU



Black
CGF01BLEU



Cream
CGF01CREU



Pastel green
CGF01PGEU



White
CGF01WHEU

ESPRESSO COFFEE MACHINE

ECF01



White
ECF01WHEU

Thermoblock heating system • 15 bar professional pressure • Stainless steel filter holder • Single, Double Espresso & Cappuccino System • Removable cup tray for mugs • 1 L removable water tank • De-Calc alarm

DRIP COFFEE MACHINE

DCF02



Pastel green
DCF02PGEU

10 cups capacity • 1.4 L water tank • Aroma intensity function • Auto start mode • 4 cups function • Keep Warm function • Full metal painted housing and lid • Metal filter and coffee spoon included



Cream
ECF01CREU



Red
ECF01RDEU



Black
ECF01BLEU



Pink
ECF01PKEU



Pastel blue
ECF01PBEU



Pastel green
ECF01PGEU



Cream
DCF02CREU



Red
DCF02RDEU



Black
DCF02BLEU



Pastel blue
DCF02PBEU



Brushed steel
DCF02SSEU



White
DCF02WHEU



Slate gray
DCF02GREU

COFFEE

COFFEE

BEAN TO CUP

BCC01



*Black matt
BCC01B1MEU*

- 19 bar pressure & Thermoblock heating system
- Integrated conical burr grinder
- Adjustable coffee outlet height (90-185mm)
- Removable brewing unit for easy cleaning
- Descaling Alarm & water hardness setting
- 7 beverages "one touch" and hot water

BEAN TO CUP

BCC02



*Taupe matt
BCC02TPMEU*

- 19 bar pressure & Thermoblock heating system
- Integrated conical burr grinder
- Adjustable coffee outlet height (90-185mm)
- Removable brewing unit for easy cleaning
- Descaling Alarm & water hardness setting
- 7 beverages 'one touch' & steam function



*Taupe matt
BCC01TPMEU*



*Red matt
BCC01RDMEU*



*White matt
BCC01WHMEU*



*Black matt
BCC02B1MEU*



*Red matt
BCC02RDMEU*



*White matt
BCC02WHMEU*

MILK FROTHER

MFF01



Pastel blue
MFF01PBEU

- Induction heating system • Jug capacity 600 ml/heating and 250 ml/frothing
- Functions: hot or cold milk with light or thick foam, hot milk, hot chocolate, manual function
- Stainless steel spray painted body

CITRUS JUICER

CJF01



White
CJF01WHEU

- Power 70 W • Automatic On/Off • Universal and premium reamer and strainer
- Anti-drip stainless steel spout • Die-cast aluminum body • BPA-free Tritan™ lid



Cream
MFF01CREU



Red
MFF01RDEU



Black
MFF01BLEU



Pink
MFF01PKEU



Pastel green
MFF01PGEU



White
MFF01WHEU



Cream
CJF01CREU



Red
CJF01RDEU



Pink
CJF01PKEU



Pastel blue
CJF01PBEU



Pastel green
CJF01PGEU



Black
CJF01BLEU

KETTLE

KLF03



Pink
KLF03PKEU

Power 2400 W • Jug capacity 1,7 L • Soft Opening lid system • Auto shut-off at 100°C
 • Stainless steel removable limescale filter • Stainless steel painted body

VARIABLE TEMPERATURE KETTLE

KLF04



Pastel green
KLF04PGEU

Power 2400 W • Keep Warm function • 7 temperature levels (50°C - 100°C) • Jug capacity 1,7 L
 • Soft Opening lid system • Auto shut-off at 100°C • Removable stainless steel limescale filter

- 
Cream
KLF03CREU
- 
Red
KLF03RDEU
- 
Black
KLF03BLEU
- 
Pastel green
KLF03PGEU
- 
Pastel blue
KLF03PGEU
- 
Polished Steel
KLF03SSEU
- 
White
KLF03WHEU
- 
Slate gray
KLF03GREU

- 
White
KLF04WHEU
- 
Red
KLF04RDEU
- 
Black
KLF04BLEU
- 
Pink
KLF04PKEU
- 
Pastel blue
KLF04PBEU
- 
Cream
KLF04CREU
- 
Polished steel
KLF04SSEU

MINI KETTLE

KLF05



Cream
KLF05CREU

Power 1400 W • Jug capacity 0.8 L • Easy lid opening • Auto shut-off at 100°C
• Double walled with internal stainless steel body



Pastel green
KLF05PGEU



Black
KLF05BLEU



Red
KLF05RDEU



Pastel blue
KLF05PBEU



Pink
KLF05PKEU



White
KLF05VHEU

TOASTER 2x2

TSFO1



Red
TSFO1RDEU

Power 950 W • 2 extra-wide slots • 6 browning levels • 3 pre-set programs: Reheat, Defrost, Bagel •
Automatic pop-up • Polished stainless steel crumb tray



Cream
TSFO1CREU



Black
TSFO1BLEU



Pink
TSFO1PKEU



Pastel blue
TSFO1PBEU



Pastel green
TSFO1PGEU



White
TSFO1VHEU



Chrome
TSFO1SSEU



Slate gray
TSFO1GREU



BREAKFAST



BREAKFAST

TOASTER 2x4

TSF02



Pastel green
TSF02PGEU

Power 1500 W • 2 extra-wide slots • 6 browning levels • 3 pre-set programs: Reheat, Defrost, Bagel
• Automatic pop-up • Polished stainless steel crumb tray



Cream
TSF02CREU



Red
TSF02RDEU



Black
TSF02BLEU



Pink
TSF02PKEU



Pastel blue
TSF02PBEU



White
TSF02WHEU



Chrome
TSF02SSEU

TOASTER 4x4

TSF03



Pink
TSF03PKEU

Power 2000 W • 4 extra-wide slots • 6 browning levels • 3 pre-set programs: Reheat, Defrost, Bagel
• Automatic pop-up • Polished stainless steel crumb tray



Cream
TSF03CREU



Red
TSF03RDEU



Black
TSF03BLEU



Pastel blue
TSF03PBEU



Pastel green
TSF03PGEU



White
TSF03WHEU



Chrome
TSF03SSEU



BREAKFAST



BREAKFAST

STAND MIXER FULL COLOUR SMF13

White
Special Edition



White • 4.8 l Glass bowl
SMF13WHEU

TOASTER 2x2 TSF01
KETTLE KLF03

White Matt
Special Edition



TSF01WHMEU



KLF03WHMEU

TOASTER 2x2 TSF01
KETTLE KLF03

Champagne Matt

Special Edition



TSF01CHMEU

KLF03CHMEU

TOASTER 2x2 TSF01
KETTLE KLF03

Black Matt

Special Edition



TSF01BIMEU

KLF03BIMEU

TOASTER 2x2 TSF01
KETTLE KLF03

Gold

Special Edition



*Gold
TSF01GOEU*



*Gold
KLF03GOEU*

TOASTER 2x2 TSF01
KETTLE KLF03

Rose Gold

Special Edition



*Rose Gold
TSF01RGEU*



*Rose Gold
KLF03RGEU*




TOASTER 2x2 TSF01

Union Jack

Special Edition






Union Jack
TSF01 UJEU



ACCESSORIES



TECHNICAL DATA



ACCESSORIES

STAND MIXER

INCLUDED | SMF02



Dough hook
SMDH01
8017709198879



Flat beater
SMFB01
8017709198862



Wire whisk
SMWW02
8017709262648



Stainless steel bowl, 4,8L
SMB401
8017709202927



Pouring shield
SMPS01
8017709198893

INCLUDED | SMF03



Flex edges beater
SMFB02
8017709272975



Dough hook
SMDH01
8017709198879



Flat beater
SMFB01
8017709198862



Wire whisk
SMWW02
8017709262648



Stainless steel bowl, 4,8L
SMB401
8017709202927



Pouring shield
SMPS01
8017709198893

INCLUDED | SMF13



Flex edges beater
SMFB02
8017709272975



Dough hook
SMDH01
8017709198879



Flat beater
SMFB01
8017709198862



Wire whisk
SMWW02
8017709262648



Glass bowl, 4,8 L
SMGB01
8017709265885

ACCESSORIES

STAND MIXER

OPTIONAL | SMF02 • SMF03 • SMF13



Pasta roller
SMPRO1
8017709197063



Tagliolini cutter
SMTC01
8017709197070



Spaghetti cutter
SMSCO1
8017709197094



Pasta roller and cutter set
SMPC01
8017709198633



Slicer & grater
SMSG01
8017709222703



Multi food grinder
SMMG01
8017709218362



Ice cream maker
SMICO1
8017709279899



Ice cream maker bowl & lid only
SMICO2
8017709279905

Compatible with
SMB401

Compatible with
SMB401

Accessories included can be purchased also separately and they are interchangeable between every models (SMF02, SMF03, SMF13).

ACCESSORIES

HAND BLENDER **SPECIAL PACK**

OPTIONAL | HBF01



Red set
HBAC01RD
8017709269630



Cream set
HBAC01CR
8017709269654



Black set
HBAC01BL
8017709269647



Pastel blue set
HBAC01PB
8017709269661



Hand blender holder
HBHDO1
8017709258443



Food processor
HBFPO1
8017709278205

ACCESSORIES

BLENDER

OPTIONAL | BLF01



Bottle To Go
BGF01
8017709230753



Water Bottle
BGF02
8017709273811

HAND BLENDER

INCLUDED | HBF02



Red set
HBAC01RD
8017709269630



Cream set
HBAC01CR
8017709269654



Black set
HBAC01BL
8017709269647



Pastel blue set
HBAC01PB
8017709269661

OPTIONAL | HBF02



Hand blender holder
HBHDO1
8017709258443



Food processor
HBFPO1
8017709278205

TOASTER

OPTIONAL | TSF01 • TSF03



2-piece sandwich
TSSR01
8017709189334



Bun warmer
TSBW01
8017709189358

OPTIONAL | TSF02











2-piece sandwich
TSSR02
8017709189341



Bun warmer
TSBW02
8017709189365





TECHNICAL DATA

FOOD PREPARATION

		Rating (W)	Net Weight (Kg)	Cable Length (m)	Dimensions HxLxP (mm)	Cream	Red	Black
	Stand Mixer SMF02	800	9,2 - 11	1	378(490 head up) x402x221	SMFO2CREU 8017709269135	SMFO2RDEU 8017709269197	SMFO2BLEU 8017709269128
	Stand Mixer SMF03	800	9,2 - 11	1	378(490 head up) x402x221	SMFO3CREU 8017709269159	SMFO3RDEU 8017709269203	SMFO3BLEU 8017709269142
	Stand Mixer SMF13	800	9,2 - 11	1	378(490 head up) x402x221			
	Hand Blender HBF02	700	2,1	1	414x65x65	HBFO2CREU 8017709248055	HBFO2RDEU 8017709248062	HBFO2BLEU 8017709248079
	Hand Blender HBF01	700	0,85	1	414x65x65	HBFO1CREU 8017709263997	HBFO1RDEU 8017709264000	HBFO1BLEU 8017709264017
	Blender BLF01	800	3,6	1	397x197x163	BLFO1CREU 8017709197100	BLFO1RDEU 8017709197148	BLFO1BLEU 8017709197186
	Hand Mixer HMF01	250	1,5	1,5	243x292x146	HMF01CREU 8017709301811	HMF01RDEU 8017709301828	HMF01BLEU 8017709301835
	Slow Juicer SJF01	150	7,4	1	413x171x270	SJFO1CREU 8017709224301	SJFO1RDEU 8017709224318	SJFO1BLEU 8017709224325

Pink	Pastel blue	Pastel green	White	Silver	Slate grey
SMFO2PKEU 8017709269180	SMFO2PBEU 8017709269166	SMFO2PGEU 8017709269173		SMFO2SVEU 8017709269210	
					SMFO2GREU 8017709294892
			SMF13WHEU 8017709272395		
	HBFO2PBEU 8017709248086				
	HBFO1PBEU 8017709264024				
BLFO1PKEU 8017709214272	BLFO1PBEU 8017709198176	BLFO1PGEU 8017709214319	BLFO1WHEU 8017709260408	BLFO1SVEU 8017709197216	
HMF01PKEU 8017709301866	HMF01PBEU 8017709301842	HMF01PGEU 8017709301859	HMF01WHEU 8017709301873		
	SJFO1PBEU 8017709224332				






COFFEE

		Rating (W)	Net Weight (Kg)	Cable Length (m)	Dimensions HxLxP (mm)	Cream	Red	Black
	Coffee Grinder CGF01	150	3,1	1	506x288x204	CGFO1CREU 8017709282998	CGFO1RDEU 8017709283001	CGFO1BLEU 8017709283018
	Espresso C. Machine ECF01	1.350	4,7	1	330x149x329	ECFO1CREU 8017709230029	ECFO1RDEU 8017709229870	ECFO1BLEU 8017709229924
	Drip Coffee Machine DCF02	1.050	3,4	1	361x245x256	DCF02CREU 8017709280499	DCF02RDEU 8017709280505	DCF02BLEU 8017709280512
	Milk Frother MFF01	500	1,8	1	251x184x142	MFFO1CREU 8017709284107	MFFO1RDEU 8017709284169	MFFO1BLEU 8017709284176

Pink	Pastel blue	Pastel green	White	Brushed Steel	Slate grey
	CGFO1PBEU 8017709283025	CGFO1PGEU 8017709283032	CGFO1WHEU 8017709283049		
ECFO1PKEU 8017709266813	ECFO1PBEU 8017709229979	ECFO1PGEU 8017709266851	ECFO1WHEU 8017709259563		
	DCF02PBEU 8017709280529	DCF02PGEU 8017709280536	DCF02WHEU 8017709280550	DCF02SSEU 8017709280543	DCF02GREU 8017709296896
MFFO1PKEU 8017709284206	MFFO1PBEU 8017709284183	MFFO1PGEU 8017709284190	MFFO1WHEU 8017709284213		

TECHNICAL DATA

COFFEE











		Rating (W)	Net Weight (Kg)	Cable Length (m)	Dimensions HxLxP (mm)	Taupe matt 	Red matt 	Black matt 
	Bean To Cup BCC01	1350	5	1	180x433x336	BCC01TPMEU 8017709300975	BCC01RDMEU 8017709301002	BCC01BIMEU 8017709300999
	Bean To Cup BCC02	1350	5	1	180x433x336	BCC02TPMEU 8017709301019	BCC02RDMEU 8017709301040	BCC02BIMEU 8017709301033







White matt

BCC01WHMEU
8017709300982

BCC02WHMEU
8017709301026

BREAKFAST

		Rating (W)	Net Weight (Kg)	Cable Length (m)	Dimensions HxLxP (mm)	Cream 	Red 	Black 
	Citrus Juicer CJF01	70	2,6	1	281x166x166	CJF01CREU 8017709234188	CJF01RDEU 8017709234195	CJF01BLEU 8017709234201
	Kettle KLF03	2.400	1,6	1	248x226x171	KLF03CREU 8017709227852	KLF03RDEU 8017709228095	KLF03BLEU 8017709227791
	Variable temp. Kettle KLF04	2.400	1,8	1	275x226x171	KLF04CREU 8017709231378	KLF04RDEU 8017709231675	KLF04BLEU 8017709231309
	Mini Kettle KLF05	1400	1	1	200x200x152	KLF05CREU 8017709302160	KLF05RDEU 8017709302177	KLF05BLEU 8017709302184
	Toaster 2x2 TSF01	950	2,4	1	198x325x195	TSF01CREU 8017709186920	TSF01RDEU 8017709186968	TSF01BLEU 8017709187002
	Toaster 2x4 TSF02	1.500	3,3	1	215x410x208	TSF02CREU 8017709190712	TSF02RDEU 8017709190750	TSF02BLEU 8017709190798
	Toaster 4x4 TSF03	2.000	3,8	1	205x314x330	TSF03CREU 8017709263348	TSF03RDEU 8017709263355	TSF03BLEU 8017709263362

Pink 	Pastel blue 	Pastel green 	White 	Chrome 	Slate grey 
--	---	--	---	--	--

CJF01PKEU
8017709234218

CJF01PBEU
8017709234232

CJF01PGEU
8017709234225

CJF01WHEU
8017709260347

KLF03PKEU
8017709228033

KLF03PBEU
8017709227913

KLF03PGEU
8017709227975

KLF03WHEU
8017709230999

KLF03SSEU
8017709228156

KLF03GREU
8017709292041

KLF04PKEU
8017709231606

KLF04PBEU
8017709231446

KLF04PGEU
8017709231514

KLF04WHEU
8017709231811

KLF05PKEU
8017709302214

KLF05PBEU
8017709302191

KLF05PGEU
8017709302207

KLF05WHEU
8017709302221

TSF01PKEU
8017709189013

TSF01PBEU
8017709189099

TSF01PGEU
8017709189051

TSF01WHEU
8017709231057

TSF01SSEU
8017709189136

TSF01GREU
8017709292027

TSF02PKEU
8017709190873

TSF02PBEU
8017709190958

TSF02PGEU
8017709190910

TSF02WHEU
8017709231125

TSF02SSEU
8017709190835

TSF03PKEU
8017709263393






TSF03PBEU
8017709263379

TSF03PGEU
8017709263386

TSF03WHEU
8017709263409

TSF03SSEU
8017709263416

SPECIAL EDITION

		Rating (W)	Net Weight (Kg)	Cable Length (m)	Dimensions HxLxP (mm)	White matt 	Chamapgne matt 	Black matt 
	Kettle KLF03	2.400	1,6	1	248x226x171	KLF03WHMEU 8017709290719	KLF03CHMEU 8017709290870	KLF03BIMEU 8017709290795
	Toaster 2x2 TSF01	950	2,4	1	198x325x195	TSF01WHMEU 8017709290672	TSF01CHMEU 8017709290832	TSF01BIMEU 8017709290757

Gold 	Rose Gold 	Union Jack 
--	---	--

KLF03GOEU
8017709275334

KLF03RGEU
8017709275327

TSF01GOEU
8017709275297

TSF01RGEU
8017709275280

TSF01UJEU
8017709265915



Find out more

smeg.com



smeg.com

